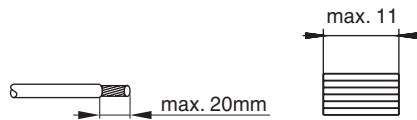


Anschlußart	Anzugsdrehmoment	Klemmbereich Kabel	Schienen- bzw. Flachbandabmessungen
Terminal type	Tightening torque	Clamping range	Size flat strip
 Flachanschluss M8 Screw terminal M8	12 - 15 Nm	Kabelschuhe nach DIN 46234 u. 46235	-
	12 - 15 Nm	cable lugs acc. to DIN 46234 and 46235	-
 Schellenklemmenanschluss Clip terminal	2,6 Nm	1,5 - 70 mm ² Cu	Stromschiene max. 9x8 Flex. Flachband max. 6x9x0,8
	2,6 Nm	1,5 - 70 mm ² Cu	Busbars max. 9x8 flexible flat strip max. 6x9x0,8
 Prismenklemmenanschluss Prism clamp	2,6 Nm	10 - 70 mm ² Al/Cu	-
	2,6 Nm	10 - 70 mm ² Al/Cu	-
 Fahrstuhlklemme Elevator terminal	2,6 Nm	1,5 - 70 mm ² Cu	-
	2,6 Nm	1,5 - 70 mm ² Cu	-



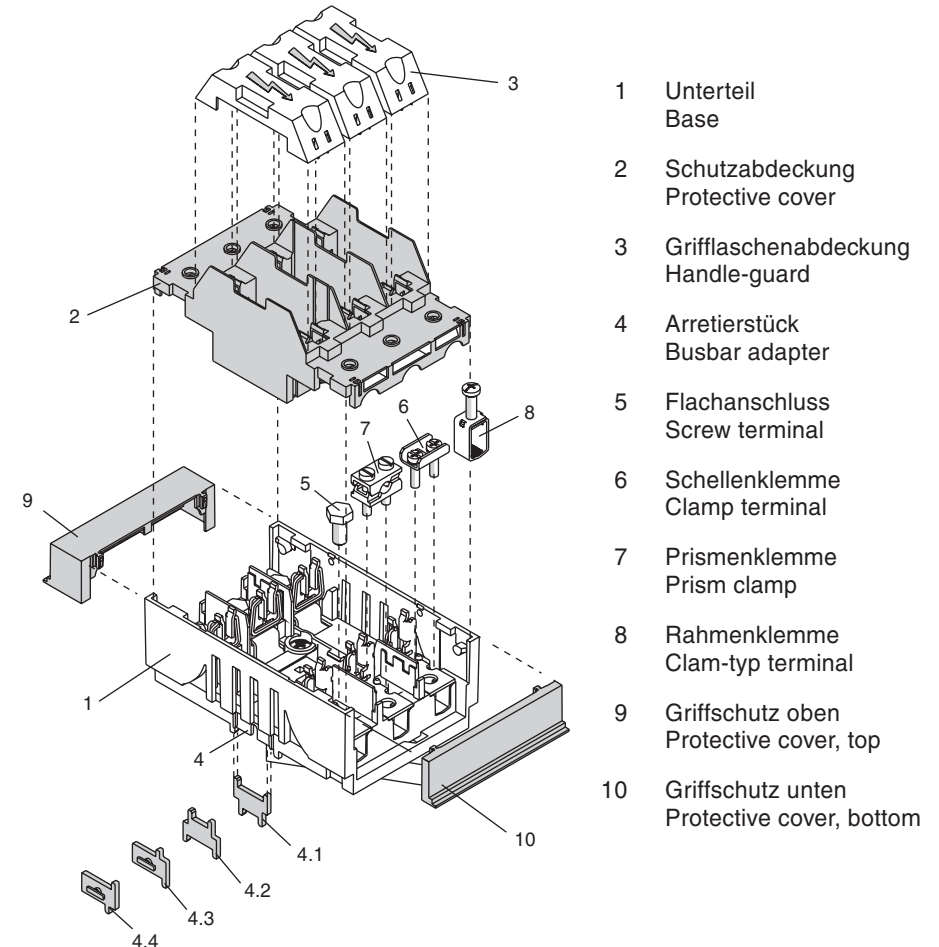
Gebrauchsanleitung Installation Instructions

GA-G002


14517c

CE NH-Sicherungsunterteil Gr. 00 Sammelschienenmontage LV HRC fuse-bases Size 00 Busbar mounting

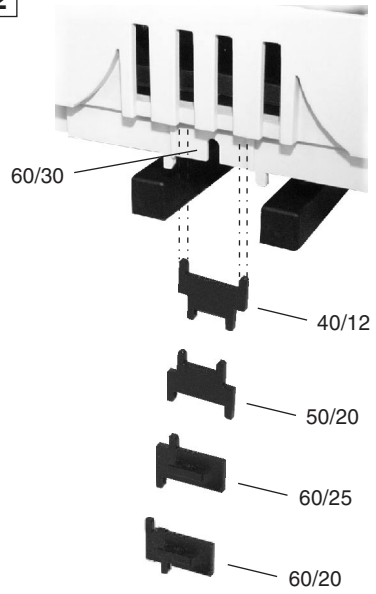
Vor Beginn der Arbeiten Gerät spannungsfrei schalten. Inbetriebsetzung und Wartung nur durch Fachpersonal. To prevent electrical shock disconnect from power source before installing or servicing. Work and maintenance by skilled staff only.




1




2




5



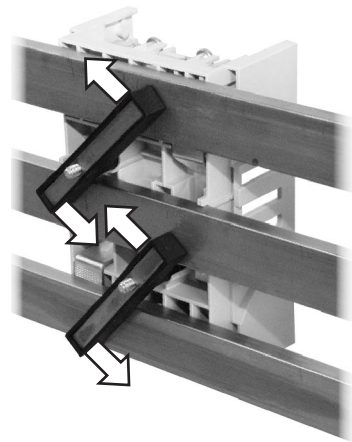
6




3



4



7



8

